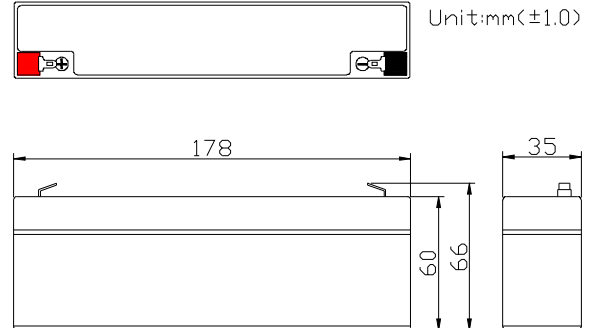


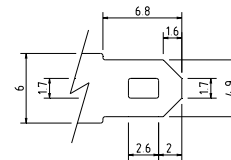
#### Technical Specifications

Nominal Voltage	12V
Nominal Capacity	2.2AH(20HR)
Dimension	
Length	7.0inches(178mm)
Width	1.38inches(35mm)
Height	2.36inches(60mm)
Total Height /w Terminal	2.60inches(66mm)
Weight	Approx 2.09lb(0.95kg)
Standard terminal	Type B



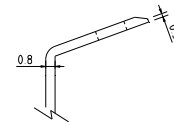
#### Capacity Specifications

Cut Off Voltage		
1.75v/c@25°C	20Hr Rate(0.11A)	2.2AH
1.75v/c@25°C	10Hr Rate(0.19A)	1.9AH
1.75v/c@25°C	5Hr Rate(0.37A)	1.85AH
1.67v/c@25°C	1Hr Rate(1.4A)	1.4AH
1.67v/c@25°C	15Min Rate(4.0A)	1.0AH



#### Charging Specifications

		Bloc
Charge Voltage (constant)	Float	13.5~13.8
	Cycle	14.4~14.7
Internal Resistance (Fully Charged Battery)	<38mΩ	
Discharge Current Amps (5 seconds maximum)	45	
Max. Charge Current	0.90A	
Self Discharge	6 Months@25°C	



Type B Terminal

#### Actual Current & Wattage Capacity at Various Discharges (Voltage @25°C)

Time (minutes) Final Voltage	Time (minutes)											
	5	10	15	30	45	60	180	300	480	600	1200	
9.6V	A	8.52	5.52	4.12	2.46	1.80	1.41	0.60	0.38	0.25	0.198	0.107
	W	84.04	58.55	45.44	28.08	20.86	16.83	6.82	4.31	2.81	2.262	1.215
10.02V	A	8.15	5.38	4.00	2.42	1.78	1.40	0.60	0.38	0.24	0.196	0.105
	W	80.41	56.49	44.19	27.58	20.64	16.67	6.78	4.29	2.79	2.251	1.208
10.2V	A	7.69	5.20	3.94	2.37	1.75	1.39	0.59	0.38	0.24	0.194	0.104
	W	75.94	54.24	42.89	27.03	20.38	16.48	6.71	4.26	2.76	2.238	1.199
10.5V	A	7.09	4.98	3.84	2.33	1.72	1.38	0.58	0.37	0.24	0.190	0.110
	W	70.78	51.71	41.45	26.44	20.05	16.29	6.64	4.23	2.74	2.222	1.188
10.8V	A	6.45	4.75	3.72	2.32	1.69	1.36	0.58	0.37	0.24	0.185	0.095
	W	65.15	48.92	39.95	25.79	19.69	16.07	6.58	4.19	2.71	2.205	1.176